
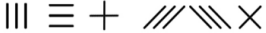





Whole School Handwriting Progression

	Autumn		Spring		Summer	
	Term 1	Term 2	Term 3	Term 4	Term 5	Term 6
EYFS	<p>*Pre-writing patterns taught in order:</p> <p>Circles and Spirals  </p> <p>Lines and Diagonals  </p> <p>Jellies and Zig-zags  </p> <p>Loopies and Waves  </p> <ul style="list-style-type: none"> <li>Focus on mark making and developing fine motor skills</li> <li>Teaching the correct sitting position</li> <li>Tripod pencil grip (pencil grip rhyme)</li> <li>Each lesson to start with warm-up exercises, a comfortable sitting position and the correct tripod pencil grip</li> </ul>	<ul style="list-style-type: none"> <li>Continue to focus on correct sitting position and pencil grip</li> </ul> <p>Continue as Autumn 1</p> <ul style="list-style-type: none"> <li>Introducing 'Easy Letters': <i>i, l, t</i></li> <li>Introducing 'Easy Letters': <i>u, w, e</i></li> <li>Introducing 'Easy Letters': <i>c, o</i></li> <li>Introducing 'Easy Letters': <i>a, d</i></li> </ul> <p>*Once letters have been practised in isolation then practised within 'Easy words' e.g. <i>ill</i> before moving onto new letters. This is to teach the correct joins.</p>	<ul style="list-style-type: none"> <li>Continue to focus on correct sitting position and pencil grip</li> <li>Introducing 'Easy Letters': <i>n, m, h</i></li> <li>Introducing 'Harder Letters': <i>j, y</i></li> <li>Introducing 'Harder Letters': <i>g, q</i></li> </ul> <p>*Once letters have been practised in isolation then practised within 'Harder words' e.g. <i>yell</i> before moving onto new letters. This is to teach the correct joins.</p>	<ul style="list-style-type: none"> <li>Continue to focus on correct sitting position and pencil grip</li> <li>Introducing 'Harder Letters': <i>b, p, k</i></li> <li>Introducing 'Harder Letters': <i>v, s, r</i></li> <li>Introducing 'Harder Letters': <i>f, x, z</i></li> </ul> <p>*Once letters have been practised in isolation then practised within 'Harder words' e.g. <i>yell</i> before moving onto new letters. This is to teach the correct joins.</p>	<ul style="list-style-type: none"> <li>Continue to focus on correct sitting position and pencil grip</li> </ul> <p>Consolidation of all letters learnt</p> <ul style="list-style-type: none"> <li>Targeted letter, word and/or sentence support</li> <li>Phonics 'tricky words'</li> </ul> <p>Introduce the different letter families: long ladder (the straight letters), curly caterpillar (the curved letters), one-armed robot (the letters which have an 'arm') and zig-zag (the up and down letters)</p> <ul style="list-style-type: none"> <li>Practise the Letter Families together</li> <li>Revisit the correct orientation and joins</li> </ul>	<ul style="list-style-type: none"> <li>Continue to focus on correct sitting position and pencil grip</li> </ul> <p>Consolidation of all letters learnt</p> <ul style="list-style-type: none"> <li>Targeted letter, word and/or sentence support</li> <li>Phonics 'tricky words'</li> <li>Practise the Letter Families together</li> <li>Revisit the correct orientation and joins</li> </ul>

<p>Year 1</p>	<ul style="list-style-type: none"> <li>Recap and consolidate correct sitting position and tripod grip (pencil grip rhyme)</li> <li>Introduce/recap the different letter families: <ul style="list-style-type: none"> <li>long ladder <i>i, l, t, u, j, y</i> curly caterpillar <i>a, d, c, o, f, e, s, g, q</i> one-armed robot <i>b, h, k, m, n, p</i> <i>r</i> zig-zag <i>v, w, x, z</i></li> </ul> </li> </ul>	<ul style="list-style-type: none"> <li>Introduce capital letters at the beginning of words: <b>A-Z</b></li> <li>*Practise at the beginning of words e.g. proper nouns and beginning of sentences. <ul style="list-style-type: none"> <li>Introduce numbers and their names: <b>0-9</b> <i>zero-nine</i></li> </ul> </li> </ul>	<p>Continue with letter families, including high frequency words</p> <ul style="list-style-type: none"> <li>Revisit Long Ladder letters -High frequency words</li> <li>Revisit Curly Caterpillar letters -High frequency words</li> <li>Revisit One Armed Robot letters -High frequency words</li> <li>Revisit Zig-Zag letters -High frequency words</li> </ul>	<ul style="list-style-type: none"> <li>Introduce the letters of the alphabet which join diagonally <i>an</i> <i>an, co, di, ei, hu, im, ka, li, ma, np, ui</i></li> <li>Revisit and focus on Year 1 Common Exception Words</li> </ul>	<ul style="list-style-type: none"> <li>Introduce the letters of the alphabet which join horizontally <i>oo</i> <i>vo, wo, ru, wa, oc, ro, wn, ve, re, oe</i></li> <li>Revisit and focus on Year 1 Common Exception Words</li> </ul>	<ul style="list-style-type: none"> <li>Revisit and focus on letter <i>f</i></li> <li>Revisit and focus on letter <i>k</i></li> <li>Revisit and focus on letters <i>b</i> and <i>d</i></li> <li>Revisit and focus on letter <i>w</i></li> <li>Revisit and focus on letter <i>s</i></li> <li>Revisit and focus on letter <i>z</i></li> </ul> <p>*Practise these letters in isolation and within words. Practising words joining to and from the letters.</p> <ul style="list-style-type: none"> <li>Revisit and focus on Year 1 Common Exception Words</li> </ul>
<p>Year 2</p>	<ul style="list-style-type: none"> <li>Reinforce sitting position and pencil grip</li> </ul> <p>Continue with letter families, including high frequency words and dictation exercises</p> <ul style="list-style-type: none"> <li>Revisit Long Ladder letters -High frequency words</li> </ul>	<ul style="list-style-type: none"> <li>Revisit the letters of the alphabet which join diagonally. Separately and in words. <i>an</i> <i>an, co, di, ei, hu, im, ka, li, ma, np, ui</i></li> </ul>	<ul style="list-style-type: none"> <li>Revisit and focus on letter <i>f, k, b, d, w, s, z</i></li> <li>-Practise words joining to and from</li> <li>High Frequency Words</li> <li>'Sequencing Sentences' – write them in</li> </ul>	<p>KS1 SPaG Practice</p> <ul style="list-style-type: none"> <li>Long 'a' sound (a, ay, ei, ai, ey, a-e) -Words with each sound -Practise joining letters and words containing the long 'a' sound</li> <li>Nouns</li> </ul>	<p>KS1 SPaG Practice</p> <ul style="list-style-type: none"> <li>Long 'i' sound (i, y, igh, ie and i-e) -Practise joining letters and words containing the long 'i' sound</li> <li>Commas -Practise using commas correctly in sentences</li> <li>Adverb</li> </ul>	<p>KS1 SPaG Practice</p> <ul style="list-style-type: none"> <li>Long 'u' sound (u, ue, ew, oo, oe and u-e) -Practise joining letters and words containing the long 'u' sound</li> <li>Apostrophes</li> <li>Writing examples of words using</li> </ul>

	<ul style="list-style-type: none"> <li>-Dictated CVC words</li> <li>• Revisit Curly Caterpillar letters</li> <li>-High frequency words</li> <li>-Dictated double-digit numbers</li> <li>• Revisit One Armed Robot letters</li> <li>-High frequency words</li> <li>-Dictated poems</li> <li>• Revisit Zig-Zag letters</li> <li>-High frequency words</li> <li>-Dictated short phrases</li> </ul>	<ul style="list-style-type: none"> <li>• Practise High Frequency words</li> <li>• Dictated short sentences</li> <li>• Revisit the letters of the alphabet which join horizontally</li> <li>• Separately and in words.</li> </ul>  <ul style="list-style-type: none"> <li>• Practise High Frequency words</li> <li>• Dictated short poems</li> </ul>	<p>the correct order</p> <ul style="list-style-type: none"> <li>• Dictation exercises: Sentences</li> <li>• Sentences with high frequency words</li> <li>• Revisit number writing</li> <li>-Number names and ordinal numbers</li> <li>• Revisit diagraphs in phonics phases 2-4: lf, nd, nk, th, sh, mp</li> <li>• Rhyming words</li> <li>-Sentences using rhyming words</li> </ul>	<ul style="list-style-type: none"> <li>-Practise finding and writing nouns</li> <li>• Verbs</li> <li>-Practise finding and writing verbs</li> <li>• Long 'e' sound (e, ee, ea, y, ey and e-e)</li> <li>-Practise joining letters and words containing the long 'e' sound</li> <li>• Revisit correct orientation of capital letters and using them correctly in sentences</li> <li>• Adjectives</li> <li>-Practise finding and writing adjectives</li> </ul>	<ul style="list-style-type: none"> <li>-Practise finding and writing adverbs</li> <li>• Long 'o' sound (o, oa, ow, oe and o-e)</li> <li>-Practise joining letters and words containing the long 'o' sound</li> <li>• Apostrophes</li> <li>-Writing examples of words using apostrophes to show a missing letter</li> <li>• Verbs in the correct tense</li> </ul>	<p>apostrophes to show possession</p> <ul style="list-style-type: none"> <li>• Conjunctions and write within words (and, but, because)</li> <li>• Prepositions</li> <li>-Practise writing prepositions correctly in sentences</li> <li>• Using speech marks with other punctuation (comma, exclamation or question mark)</li> <li>• Articles 'a' and 'an' before a noun</li> <li>-Practise the correct article before a noun</li> </ul>
Year 3	<ul style="list-style-type: none"> <li>• DIY dictation – Regular verbs: 1</li> <li>-Demonstrate how to use the root word in its different forms from the example given</li> <li>• Double letters: <i>bb</i></li> <li>-Revisit correct orientation of the letter 'b'</li> </ul>	<ul style="list-style-type: none"> <li>• Double letters: <i>dd</i></li> <li>-Revisit correct orientation of the letter 'd'</li> <li>-Practise words and sentences containing 'dd'</li> <li>• DIY dictation – Verbs ending in 'e' 2</li> <li>-Demonstrate how to use the root word in its different forms</li> </ul>	<ul style="list-style-type: none"> <li>• Double letters: <i>ff</i></li> <li>-Revisit the correct orientation of 'f'</li> <li>-Practise words and sentences containing 'ff'</li> <li>• Double letters: <i>gg</i></li> <li>-Revisit the correct orientation of 'g'</li> </ul>	<ul style="list-style-type: none"> <li>• Double letters: <i>oo</i></li> <li>-Revisit the correct orientation of 'o'</li> <li>-Practise words and sentences containing 'oo'</li> <li>• Roman numerals</li> <li>-Practise next set of Roman numerals</li> <li>• Double letters: <i>pp</i></li> </ul>	<ul style="list-style-type: none"> <li>• Onomatopoeia</li> <li>-Identify and write onomatopoeic words</li> <li>• Parts of the body in French</li> <li>• Similes</li> <li>• DIY dictation – Regular comparative adjectives</li> <li>-Demonstrate how to use the root word in its different forms</li> </ul>	<ul style="list-style-type: none"> <li>• DIY dictation – Regular comparative adjectives ending in 'y'</li> <li>-Demonstrate how to use the root word in its different forms from the example given</li> <li>• Word of the week</li> <li>-Use a dictionary to find definition</li> </ul>

	<p>-Practise words and sentences containing 'bb'</p> <ul style="list-style-type: none"> <li>DIY dictation – Regular verbs: 2</li> </ul> <p>-Demonstrate how to use the root word in its different forms from the example given</p> <ul style="list-style-type: none"> <li>Double letters: <i>cc</i></li> </ul> <p>-Revisit correct orientation of the letter 'c'</p> <p>-Practise words and sentences containing 'cc'</p> <ul style="list-style-type: none"> <li>DIY dictation – Verbs ending in 'e'</li> </ul> <p>-Demonstrate how to use the root word in its different forms from the example given</p>	<p>from the example given</p> <ul style="list-style-type: none"> <li>Double letters: <i>ee</i></li> </ul> <p>-Revisit correct orientation of the letter 'e'</p> <p>-Practise words and sentences containing 'ee'</p> <ul style="list-style-type: none"> <li>DIY dictation – Irregular verbs 1</li> </ul> <p>-Demonstrate how to use the verb in its different forms</p> <ul style="list-style-type: none"> <li>DIY dictation – Irregular verbs 2</li> </ul> <p>- Demonstrate how to use the verb in its different forms</p> <ul style="list-style-type: none"> <li>Revisit ascenders <i>b, d, h, k, l, t</i></li> </ul> <p>-Practise words and sentences containing ascenders</p>	<p>-Practise words and sentences containing 'gg'</p> <ul style="list-style-type: none"> <li>Roman numerals</li> </ul> <p>-Practise Roman numerals and simple number sentences using Roman numerals</p> <ul style="list-style-type: none"> <li>Double letters: <i>ll</i></li> </ul> <p>-Revisit the correct orientation of 'l'</p> <p>-Practise words and sentences containing 'll'</p> <ul style="list-style-type: none"> <li>Double letters: <i>mm</i></li> </ul> <p>-Revisit the correct orientation of 'm'</p> <p>-Practise words and sentences containing 'mm'</p> <ul style="list-style-type: none"> <li>Palindromes</li> </ul> <p>-Practise writing palindrome words and sentences</p> <ul style="list-style-type: none"> <li>Double letters: <i>nn</i></li> </ul> <p>-Revisit the correct orientation of 'n'</p> <p>-Practise words and sentences containing 'nn'</p> <ul style="list-style-type: none"> <li>Tongue twisters</li> </ul>	<p>-Revisit the correct orientation of 'p'</p> <p>-Practise words and sentences containing 'pp'</p> <ul style="list-style-type: none"> <li>Colours in French</li> </ul> <ul style="list-style-type: none"> <li>Double letters: <i>rr</i></li> </ul> <p>-Revisit the correct orientation of 'r'</p> <p>-Practise words and sentences containing 'rr'</p> <ul style="list-style-type: none"> <li>Animals in French</li> </ul> <ul style="list-style-type: none"> <li>Double letters: <i>ss</i></li> </ul> <p>-Revisit the correct orientation of 's'</p> <p>-Practise words and sentences</p> <ul style="list-style-type: none"> <li>Double letters: <i>tt</i></li> </ul> <p>-Revisit the correct orientation of 't'</p> <p>-Practise words and sentences</p> <ul style="list-style-type: none"> <li>Fruit and veg in French</li> </ul> <ul style="list-style-type: none"> <li>Double letters: <i>zz</i></li> </ul> <p>-Revisit the correct orientation of 'z'</p> <p>-Practise words and sentences</p>	<p>from the example given</p> <ul style="list-style-type: none"> <li>Word of the week</li> </ul> <p>-Use a dictionary to find definition</p> <p>-Suggest antonyms and synonyms</p> <p>-Write sentences using the word correctly</p> <ul style="list-style-type: none"> <li>DIY dictation – Regular comparative adjectives ending in 'e'</li> </ul> <p>-Demonstrate how to use the root word in its different forms from the example given</p>	<p>-Suggest antonyms and synonyms</p> <p>-Write sentences using the word correctly</p> <ul style="list-style-type: none"> <li>DIY dictation – Regular comparative adjectives needing a double letter</li> </ul> <p>-Demonstrate how to use the root word in its different forms from the example given</p> <ul style="list-style-type: none"> <li>DIY dictation – Irregular comparative adjectives</li> </ul> <p>-Demonstrate how to use the root word in its different forms from the example given</p> <ul style="list-style-type: none"> <li>Collective Nouns</li> <li>Synonyms for 'said'</li> </ul>
--	--	---	--	---	---	--

Year 4	<ul style="list-style-type: none"> <li>• Drawing with words</li> <li>• Tongue twisters</li> <li>• Year 3/4 Spellings</li> <li>• Year 3/4 Cloze Sentences</li> </ul>	<ul style="list-style-type: none"> <li>• KS2 Dictation: Poems, extracts from stories</li> <li>• Rounding rhyme</li> </ul> <p>-Learn and write</p>	<ul style="list-style-type: none"> <li>• Names of 2D shapes</li> <li>• Names of 3D shapes</li> </ul>	<ul style="list-style-type: none"> <li>• Names of 3D shapes</li> <li>• Word of the week</li> </ul> <p>-Use a dictionary to find definition</p> <p>-Suggest antonyms and synonyms</p> <p>-Write sentences using the word correctly</p> <ul style="list-style-type: none"> <li>• Pangrams</li> </ul>	<ul style="list-style-type: none"> <li>• Word of the week</li> </ul> <p>-Use a dictionary to find definition</p> <p>-Suggest antonyms and synonyms</p> <p>-Write sentences using the word correctly</p> <ul style="list-style-type: none"> <li>• Palindromes</li> <li>• Alliteration sentences</li> </ul>	<ul style="list-style-type: none"> <li>• Word of the week</li> </ul> <p>-Use a dictionary to find definition</p> <p>-Suggest antonyms and synonyms</p> <p>-Write sentences using the word correctly</p> <ul style="list-style-type: none"> <li>• (Geography) The seven continents</li> <li>• (Science) Life Cycles</li> <li>• Pangrams</li> </ul>
Year 5	<ul style="list-style-type: none"> <li>• Mirror writing</li> <li>• The Phonetic Alphabet Code</li> <li>• Year 5/6 Spellings</li> <li>• Year 5/6 Cloze Sentences</li> </ul>	<ul style="list-style-type: none"> <li>• Secret Codes</li> <li>• Word of the week</li> </ul> <p>-Use a dictionary to find definition</p> <p>-Suggest antonyms and synonyms</p> <p>-Write sentences using the word correctly</p> <ul style="list-style-type: none"> <li>• Proverbs</li> </ul>	<ul style="list-style-type: none"> <li>• Word of the week</li> </ul> <p>-Use a dictionary to find definition</p> <p>-Suggest antonyms and synonyms</p> <ul style="list-style-type: none"> <li>• -Write sentences using the word correctly</li> <li>• Idioms</li> <li>• Jokes</li> </ul>	<ul style="list-style-type: none"> <li>• KS2 dictation: story extract</li> <li>• Shape poems</li> <li>• Kennings poems</li> <li>• Riddles</li> <li>• Limericks</li> <li>• Jokes</li> </ul>	<ul style="list-style-type: none"> <li>• KS2 dictation: story extract</li> <li>• Word of the week</li> </ul> <p>-Use a dictionary to find definition</p> <p>-Suggest antonyms and synonyms</p>	<ul style="list-style-type: none"> <li>• (Science) Parts of a Flower</li> <li>• Café vocabulary in French</li> <li>• (Science) Properties of Materials</li> <li>• Handwriting stamina and speed</li> </ul> <p>-Proofread to check mistakes</p> <ul style="list-style-type: none"> <li>• (Geography) European Countries, famous volcanoes</li> <li>• Write in Time!</li> </ul>
Year 6	<ul style="list-style-type: none"> <li>• Nouns (including abstract)</li> <li>• Verbs (within a phrase)</li> </ul>	<ul style="list-style-type: none"> <li>• Years 5/6 Spelling Revision (words and sentences)</li> </ul>	<ul style="list-style-type: none"> <li>• Adjectives</li> <li>• Commas</li> <li>• Adverbs</li> <li>• Colons</li> </ul>	<ul style="list-style-type: none"> <li>• Apostrophes: contractions</li> <li>• Conjunctions</li> </ul>	<ul style="list-style-type: none"> <li>• Parenthesis</li> <li>• Synonyms</li> <li>• Ellipsis</li> <li>• Antonyms</li> </ul>	<ul style="list-style-type: none"> <li>• Note taking</li> <li>• Make a Word Search</li> <li>• Metaphors</li> </ul>

c/c SPa G	<ul style="list-style-type: none"><li>• Statement, question, command or exclamation</li></ul>	<ul style="list-style-type: none"><li>• Nouns</li><li>• Verbs</li><li>• Statement, question, command or exclamation</li></ul>	<ul style="list-style-type: none"><li>• Pronouns</li><li>• Semi-colons</li><li>• Prepositions</li></ul>	<ul style="list-style-type: none"><li>• Apostrophes: possession</li><li>• Articles</li><li>• Hyphens</li><li>• Common suffixes</li><li>• Speech marks</li><li>• Prefixes</li></ul>	<ul style="list-style-type: none"><li>• Homographs</li><li>• Homophones</li><li>• Punctuation in Practice</li></ul>	<ul style="list-style-type: none"><li>• Personification</li><li>• Hyperbole</li><li>• Write in Time!</li></ul>
-----------------	---	---	---	--	---	--