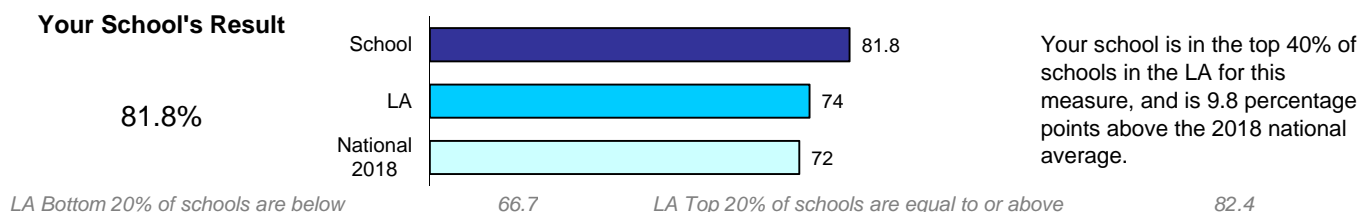


Headline Performance Report 2018

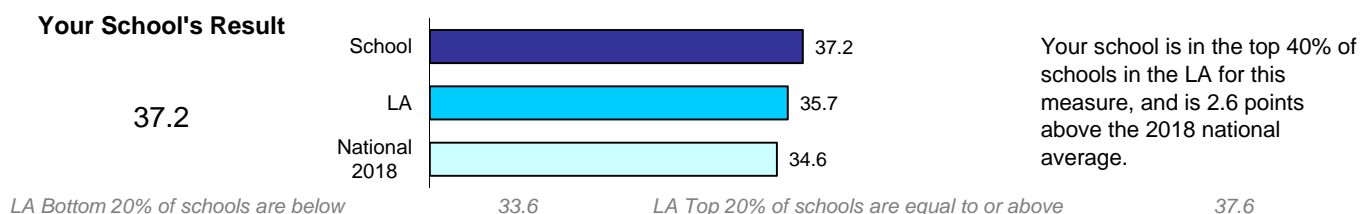
Ickford Combined School

Early Years Foundation Stage Results

Percentage of pupils achieving a Good Level of Development



LA Bottom 20% of schools are below
Average Total Point Score



LA Bottom 20% of schools are below

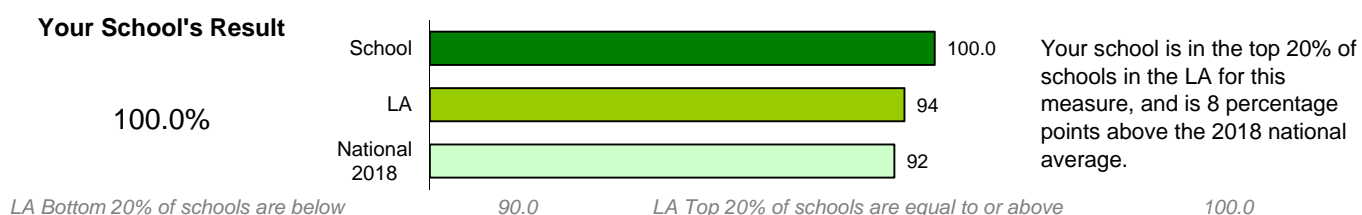
Phonics Check

Year 1 - Percentage of pupils achieving the expected standard



LA Bottom 20% of schools are below

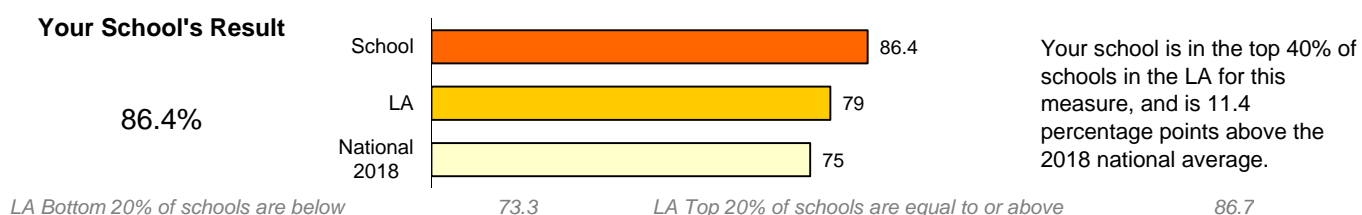
End of Year 2 - Percentage of pupils achieving the expected standard



LA Bottom 20% of schools are below

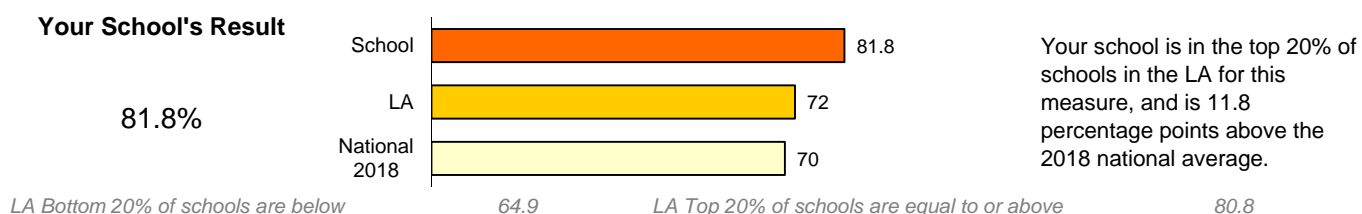
Key Stage 1

Percentage of pupils achieving at least the Expected standard in Reading



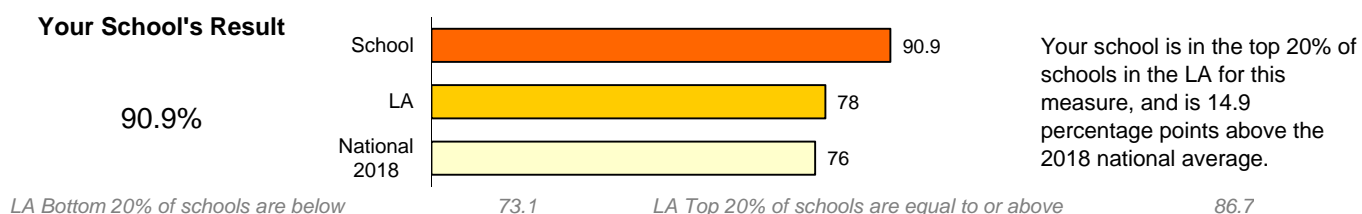
LA Bottom 20% of schools are below

Percentage of pupils achieving at least the Expected standard in Writing



LA Bottom 20% of schools are below

Percentage of pupils achieving at least the Expected standard in Maths



LA Bottom 20% of schools are below

Headline Performance Report 2018

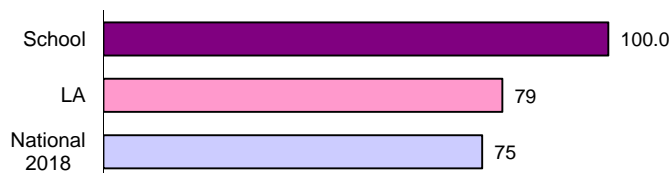
Ickford Combined School

Key Stage 2

Percentage of pupils achieving at least the Expected standard in Reading

Your School's Result

100.0%



Your school is in the top 20% of schools in the LA for this measure, and is 25 percentage points above the 2018 national average.

LA Bottom 20% of schools are below

68.9

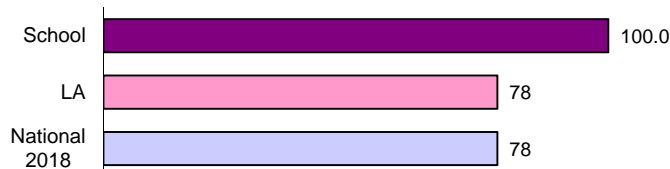
LA Top 20% of schools are equal to or above

89.5

Percentage of pupils achieving at least the Expected standard in Writing (TA)

Your School's Result

100.0%



Your school is in the top 20% of schools in the LA for this measure, and is 22 percentage points above the 2018 national average.

LA Bottom 20% of schools are below

69.6

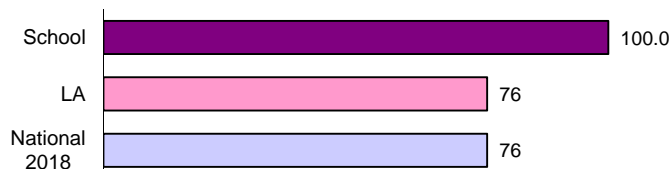
LA Top 20% of schools are equal to or above

87.5

Percentage of pupils achieving at least the Expected standard in Maths

Your School's Result

100.0%



Your school is in the top 20% of schools in the LA for this measure, and is 24 percentage points above the 2018 national average.

LA Bottom 20% of schools are below

63.8

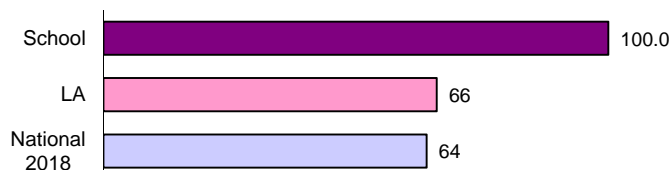
LA Top 20% of schools are equal to or above

87.2

Percentage of pupils achieving at least the Expected standard in Reading, Writing (TA) and mathematics

Your School's Result

100.0%



Your school is in the top 20% of schools in the LA for this measure, and is 36 percentage points above the 2018 national average.

LA Bottom 20% of schools are below

52.8

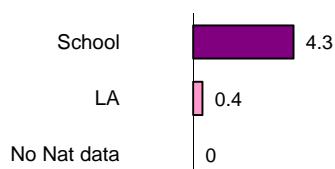
LA Top 20% of schools are equal to or above

79.3

KS1 to KS2 Progress score in Reading

Your School's Result

4.3



Your school is in the top 20% of schools in the LA for this measure. Note: Progress scores are a relative measure where the national progress score is equal to zero.

LA Bottom 20% of schools are below

-1.3


LA Top 20% of schools are equal to or above

2.1

KS1 to KS2 Progress score in Writing

Your School's Result

4



Your school is in the top 20% of schools in the LA for this measure. Note: Progress scores are a relative measure where the national progress score is equal to zero.

LA Bottom 20% of schools are below

-2.5

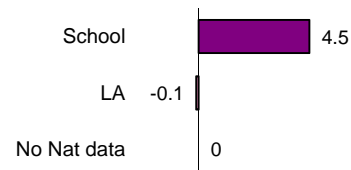
LA Top 20% of schools are equal to or above

0.6

KS1 to KS2 Progress score in Maths

Your School's Result

4.5



Your school is in the top 20% of schools in the LA for this measure. Note: Progress scores are a relative measure where the national progress score is equal to zero.

LA Bottom 20% of schools are below

-2.2

LA Top 20% of schools are equal to or above

1.6