

Ickford School (URN: 142847)




This is a new academy which opened on 1 June 2016.
Go to [Ickford Combined School](#) for the previous record.

Key stage 2 results over 3 years




This is provisional data for 2018/19. CLA data is not currently available, so we are not publishing breakdowns of data such as disadvantaged which appeared previously. This information will be included in the revised release.

Also, any amendments made to this school's data will be reflected when we re-publish the data in a few months. National and local authority benchmarks may also change. Until these changes take effect, you may see differences between data on ASP and Compare school and college performance.




Progress in reading

	2017	2018	2019
Number of pupils	18	21	19
Pupils with adjusted scores	N/A	0	0
School progress score	5.33	4.33	5.61
Confidence interval	2.4 to 8.2	1.7 to 6.9	2.8 to 8.4
Progress banding	 Well above average	 Well above average	 Well above average
Local authority average	0.74	0.39	0.51
National average	0.00	0.03	0.03

Progress in writing

	2017	2018	2019
Number of pupils	18	21	19
Pupils with adjusted scores	N/A	0	0
School progress score	1.81	3.97	2.71
Confidence interval	-1.0 to 4.6	1.5 to 6.5	0.2 to 5.3
Progress banding	 Average	 Well above average	 Well above average
Local authority average	-1.25	-1.04	-0.96
National average	0.00	0.03	0.03

Progress in maths

	2017	2018	2019
Number of pupils	18	21	19
Pupils with adjusted scores	N/A	0	0
School progress score	4.63	4.53	5.85
Confidence interval	2.0 to 7.2	2.2 to 6.8	3.4 to 8.3
Progress banding	 Well above average	 Well above average	 Well above average
Local authority average	-0.30	-0.11	-0.22
National average	0.00	0.03	0.03

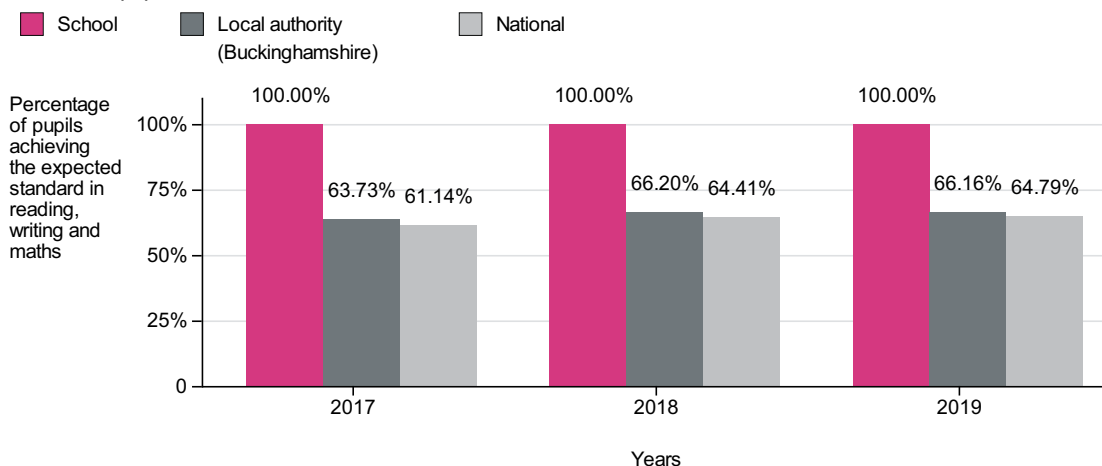
Reading, writing and maths combined

Percentage of pupils achieving the expected standard or higher

Number of pupils in 2017 = 19

Number of pupils in 2018 = 21

Number of pupils in 2019 = 19

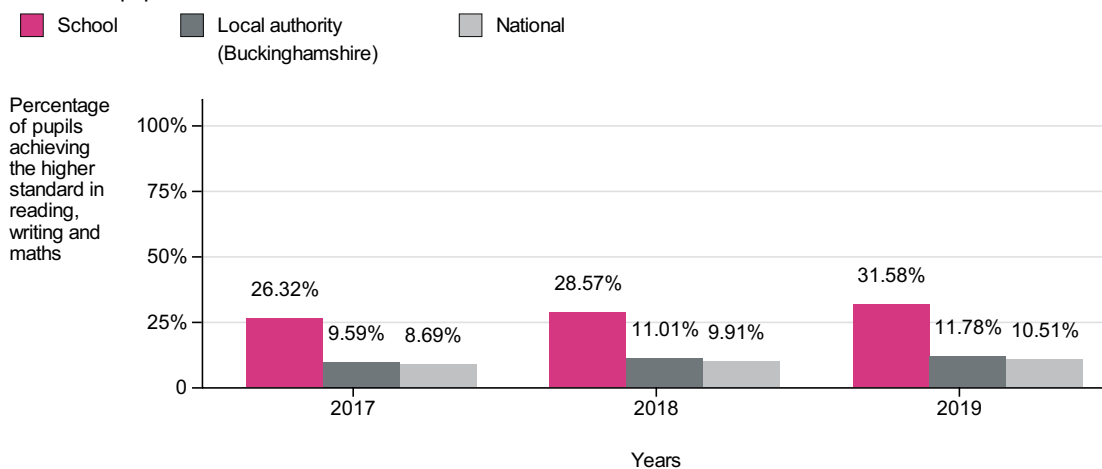


Percentage of pupils achieving the higher standard

Number of pupils in 2017 = 19

Number of pupils in 2018 = 21

Number of pupils in 2019 = 19



Average scaled scores in:

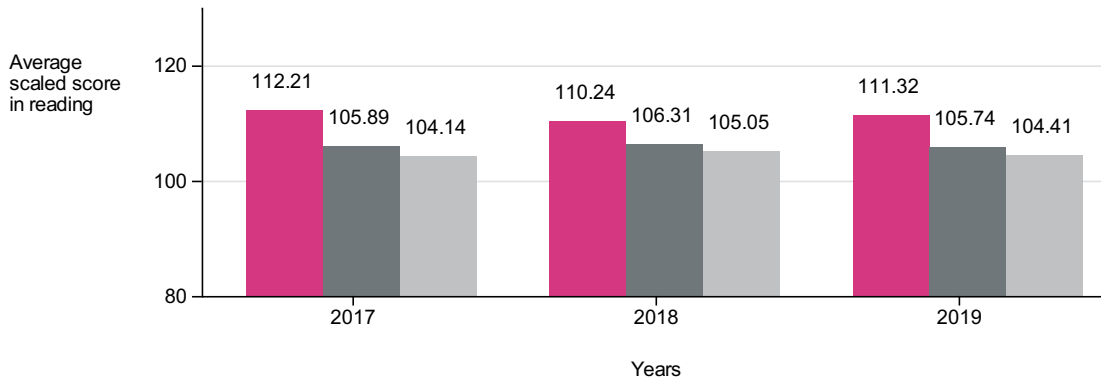
Reading

Number of pupils in 2017 = 19

Number of pupils in 2018 = 21

Number of pupils in 2019 = 19

■ School ■ Local authority (Buckinghamshire) ■ National



Maths

Number of pupils in 2017 = 19

Number of pupils in 2018 = 21

Number of pupils in 2019 = 19

■ School ■ Local authority (Buckinghamshire) ■ National

